


CASO PROBLEMA


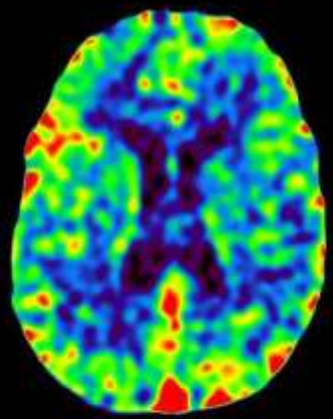
- Varon 79 a
- FRV
- 17.00 cuadro hemiférico izdo (NIHSS 12, H.Alcalá). TC: “Trombo ACM-M1 izquierda”
- rtPA i.v. y traslado a HURYC
- 21:40, llegada a HURYC, NIHSS 9, se repite TC

TROMBECTOMÍA MECÁNICA

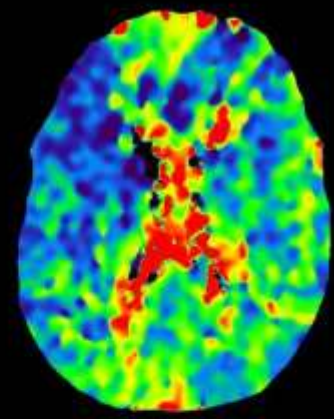
- EFECTO 1ER PASE CON TREVO NXT



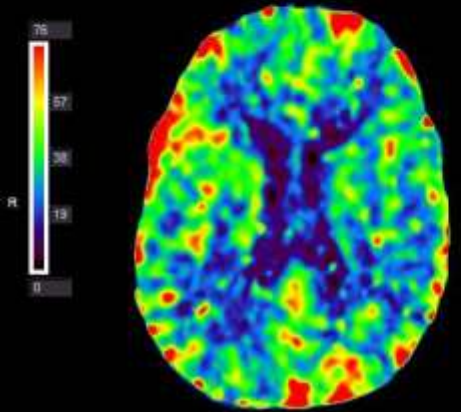
View#6
Zoom: 152%
Batch #18
WL: 50/40
Oblique 5mm Average
Registered
of 20 at 11.0 sec



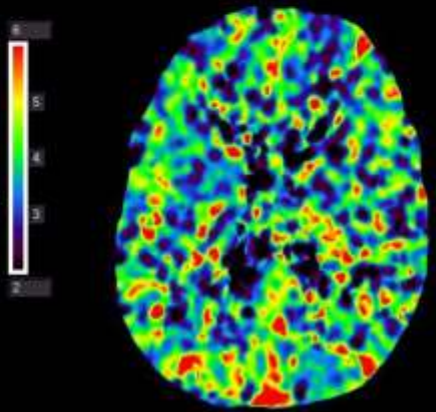
View#6
Zoom: 152%
Batch #18
WL: 53
Oblique 5mm Average
Registered
rCBV (ml/100g) SVD+



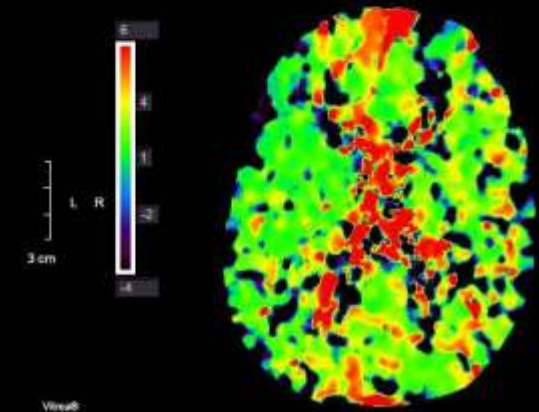
View#6
Zoom: 152%
Batch #18
WL: 116
Oblique 5mm Average
Registered
TTP (sec) SVD+



View#6
Zoom: 152%
Batch #18
WL: 70/29
Oblique 5mm Average
Registered
rCBF (ml/100g/min) SVD+



View#6
Zoom: 152%
Batch #18
WL: 44
Oblique 5mm Average
Registered
MTT (sec) SVD+



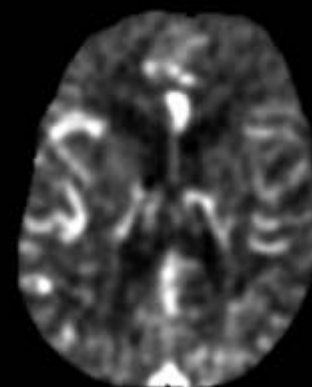
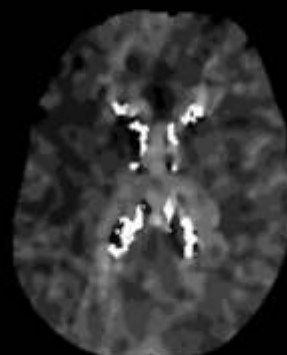
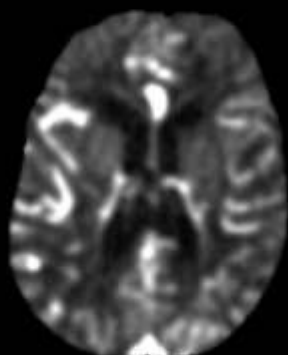
View#6
Zoom: 152%
Batch #18
WL: 101
Oblique 5mm Average
Registered
Delay (sec) SVD+



CBF

Tmax

CBV



● CBF<30%: 0 ml

● Tmax>6.0s: 0 ml

Mismatch volume: 0 ml

Mismatch ratio: none

● CBV<34%: 0 ml

● CBV<38%: 0 ml

● CBV<42%: 0 ml

CBV Index (rCBV in Tmax>6s): ---

RAPID
Página: 9 de 14

IM: 9

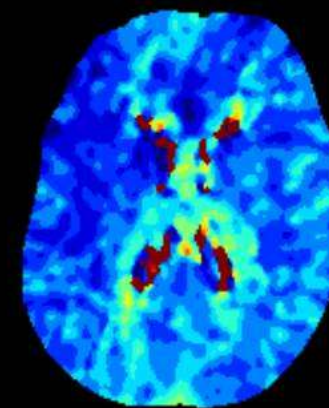

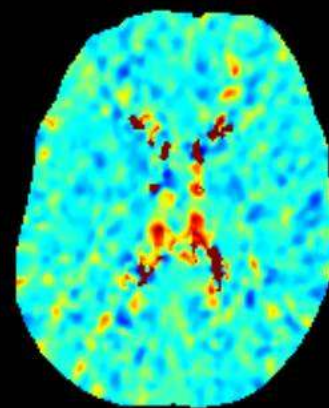
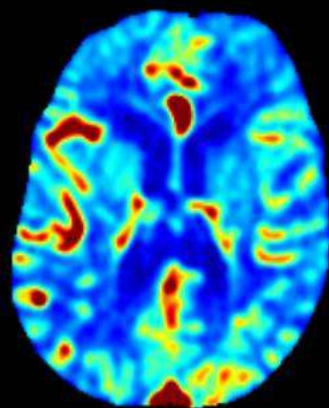
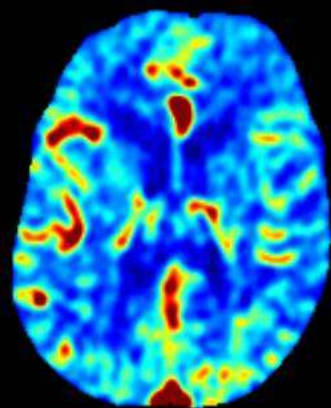
RAPID
Página: 9 de 14

IM: 9

rCBV

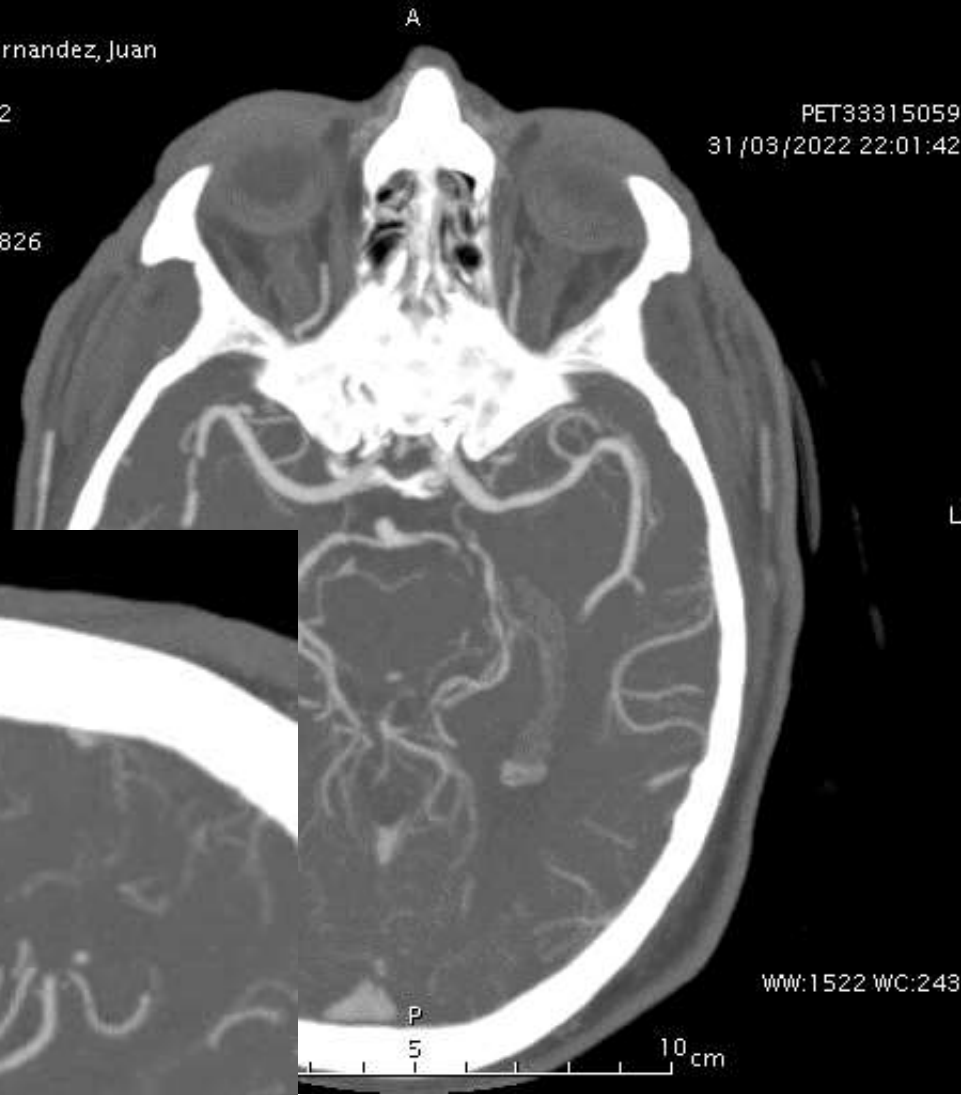
rCBF

MTT





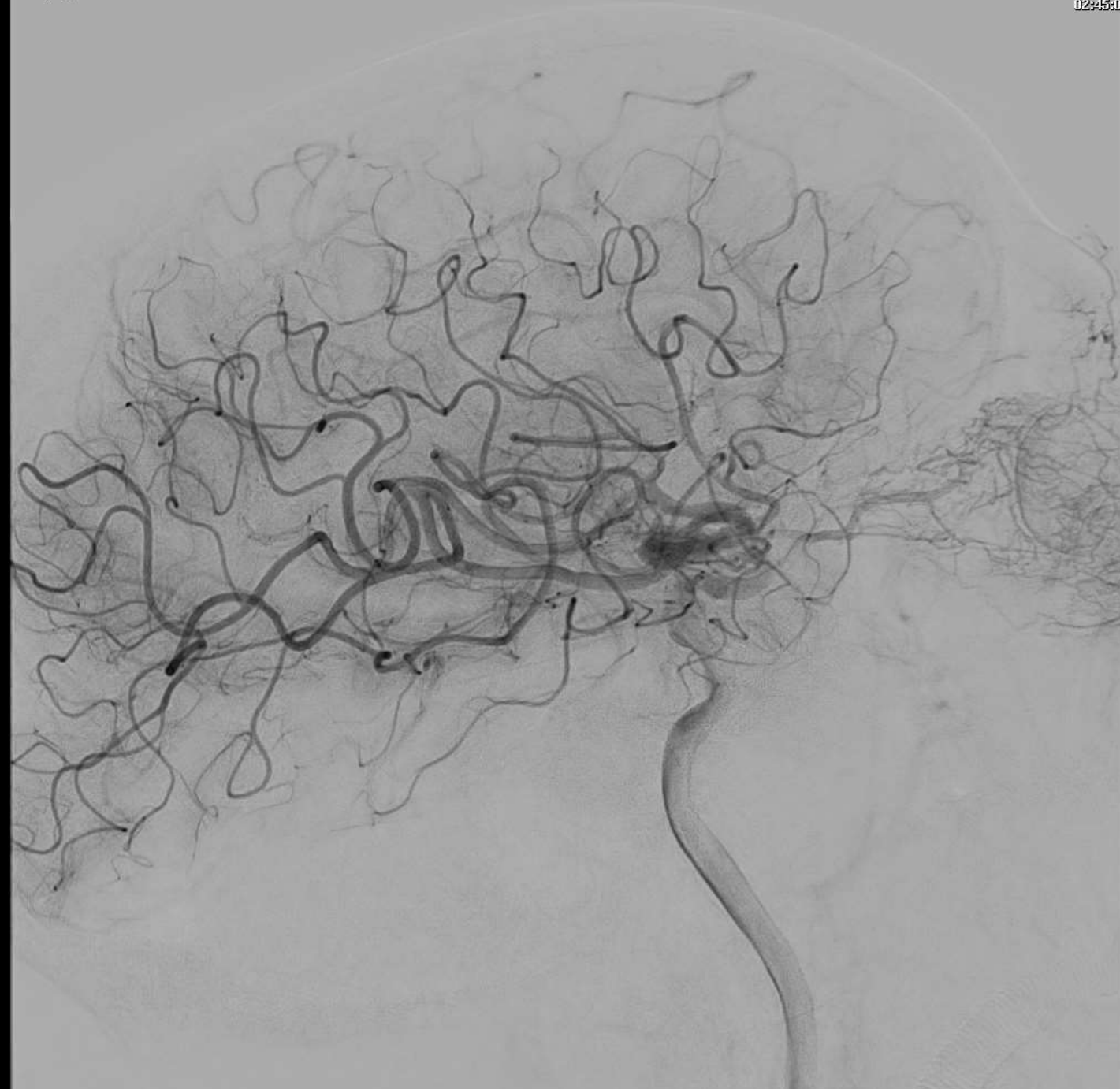
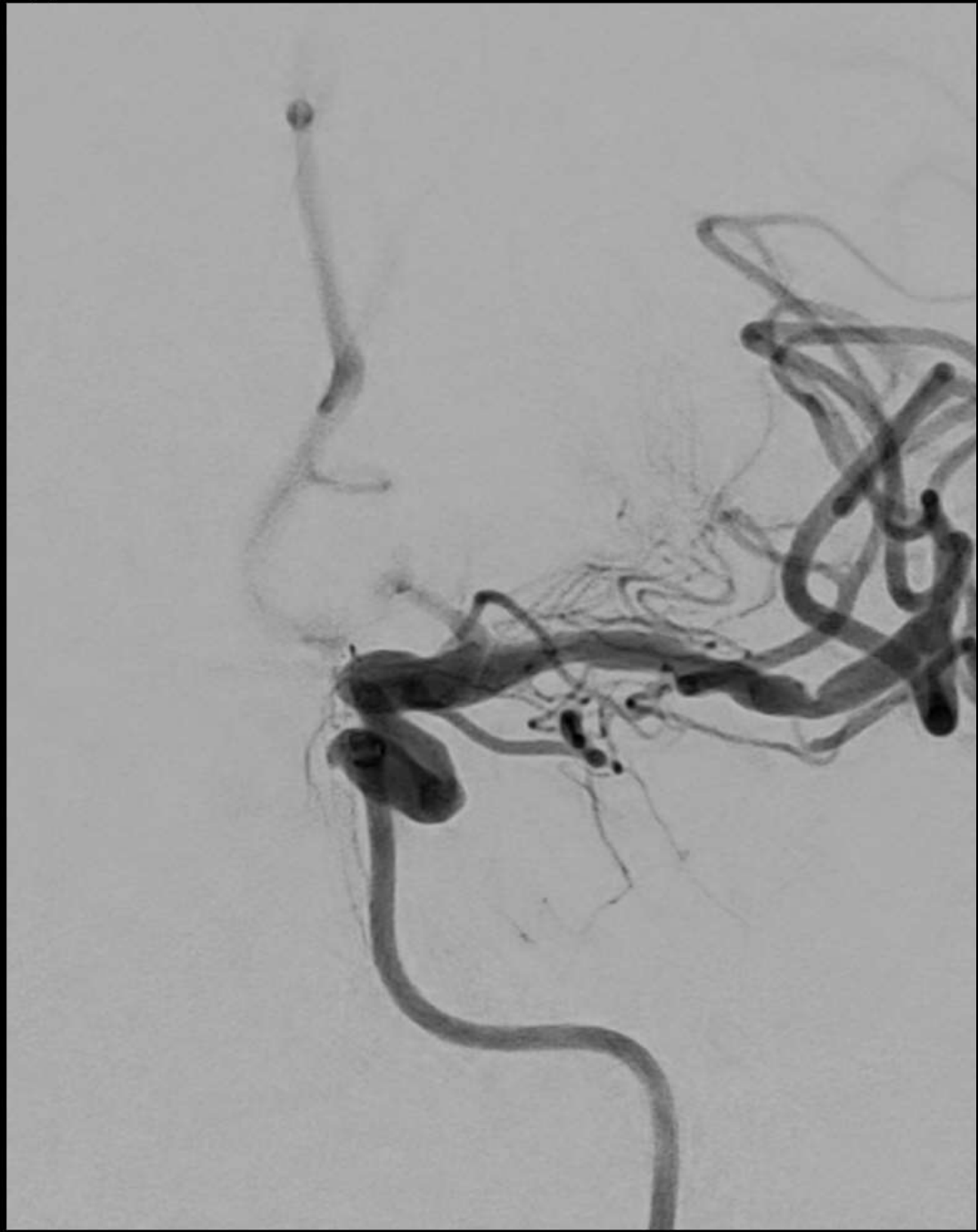
Barranco Fernandez, Juan
1214634
05/09/1942
O
Original
MIP 8,0 mm
Page:215 / 826
IM:612



PET33315059
31/03/2022 22:01:42



P
5
10 cm





1 PASE, TREVO NXT 4X28

- DÍA+1 (14:53): NIHSS 13, (22:40): NIHSS 9

- TC: ASPECTS 10

- DIA+2: NIHSS: 8
- DIA+3: NIHSS: 5
- DIA+5: NIHSS: 3
- DIA+8: NIHSS: 3, mRS: 2